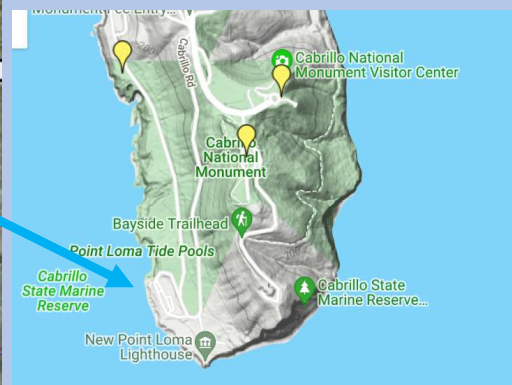
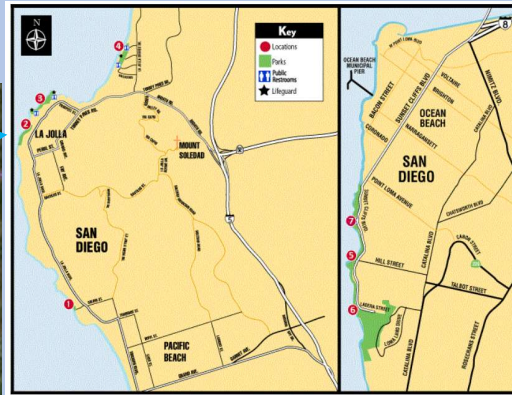
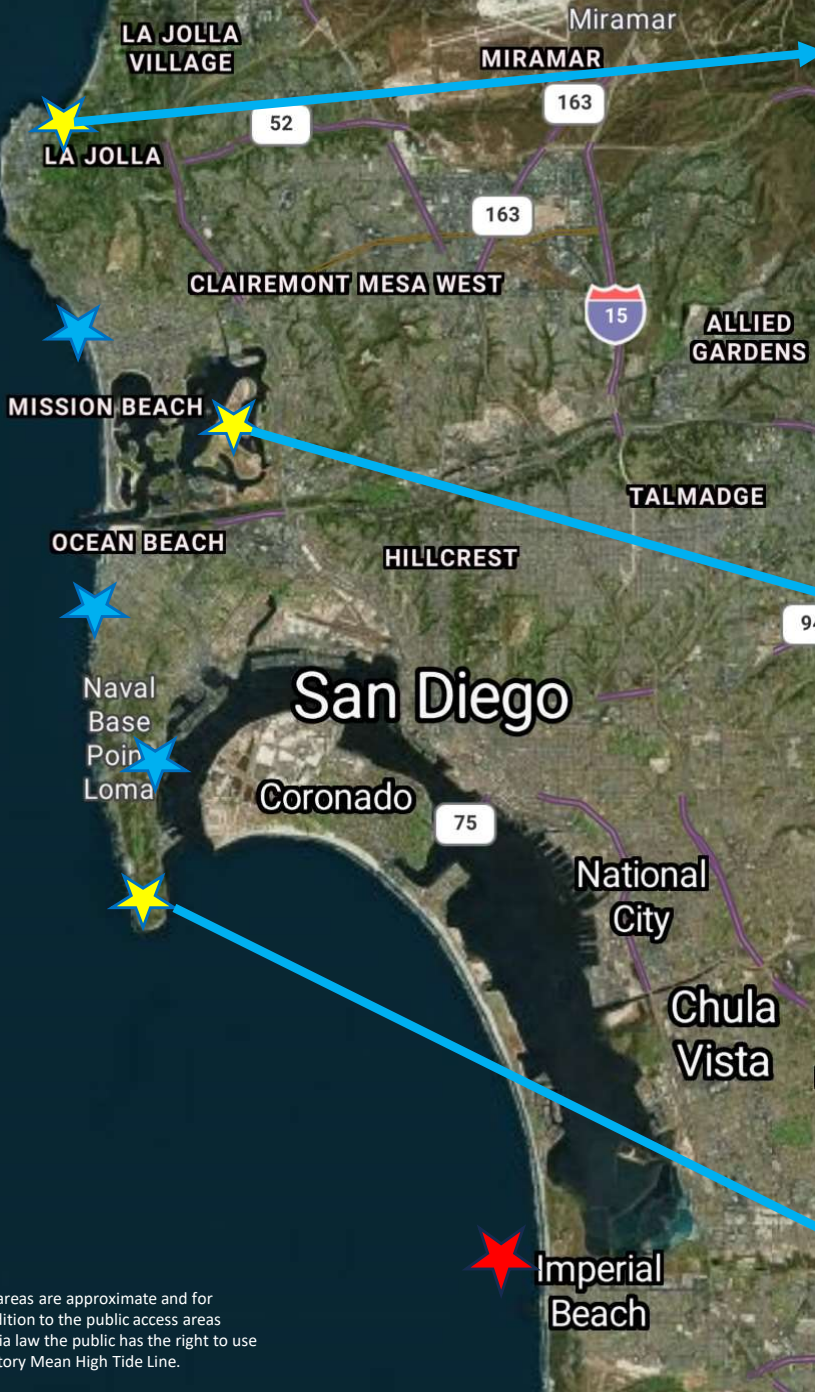


Public Access Near Imperial Beach



City of San Diego Shoreline Parks:
[Shoreline Park Facilities and Permit Sites Map](#) | [Parks & Recreation](#) | [City of San Diego Official Website](#)

Check in Before You Get In to find water quality information for the day of your visit.
<http://www.sdbeachinfo.com>

City of San Diego Mission Bay Park.
[Mission Bay Park](#) | [Parks & Recreation](#) | [City of San Diego Official Website](#)

Note: New access openings at Campland by the Bay at 2211 Pacific Beach Drive 92109 and Paradise Point Resort at 1404 Vacation Isle 92109.

Cabrillo National Monument with access to tide pools, Lighthouse, and nature trails.

[Cabrillo National Monument \(U.S. National Park Service\) \(nps.gov\)](#)

All graphic depictions of access areas are approximate and for illustrative purposes only. In addition to the public access areas highlighted here, under California law the public has the right to use all lands seaward of the ambulatory Mean High Tide Line.