

CALIFORNIA COASTAL COMMISSION

45 FREMONT, SUITE 2000
SAN FRANCISCO, CA 94105-2219
VOICE (415) 904-5200
FAX (415) 904-5400
TDD (415) 597-5885



W6a

August 11, 2015

TO: California Coastal Commission and Interested Parties

FROM: Charles Lester, Executive Director

SUBJECT: Executive Director's Report, August, 2015

Significant reporting items for the month. [Strategic Plan](#) (SP) reference provided where applicable:

LCP Program Status – San Diego County (SP Goal 4)

Background information on LCPs and update status in San Diego County may be found in the March [Executive Director's Report](#).

Coastal Cleanup Day -- September 19, 2015


On Saturday, September 19th, the Commission will be celebrating the 31st Annual California Coastal Cleanup Day. This is the Commission's largest public event, drawing more than 70,000 volunteers to California's beaches and inland waterways every year. Since the Commission began Coastal Cleanup Day in 1985, it has grown to become the state's largest annual volunteer event, and when combined with the International Coastal Cleanup, organized by the Ocean Conservancy, the largest such event in the world. During the past 30 years, more than 1.3 million volunteers have removed over 21 million pounds of trash, helping to keep our state's beaches and ocean free of debris at the end of the beach-going season. More than just a beach and river



cleanup, the Cleanup is a fantastic entry point for Californians, young and old, and from across the spectrum of our population, to learn about coastal stewardship, the Commission's role in protecting our coast, and how they can become further involved in our efforts to keep the California coast clean, safe, and open to everyone. More information about Cleanup Day is available on the Commission's public education webpage [here](#).

Coast and Oceans Tax Check-off Hits Donations Milestone

The California Coastal Commission is thrilled to announce that the Protect Our Coast and Oceans Fund has surpassed its minimum requirement to raise at least \$250,000 in donations. The Protect Our Coast and Oceans Fund is a "check box" under the Charitable Contributions section



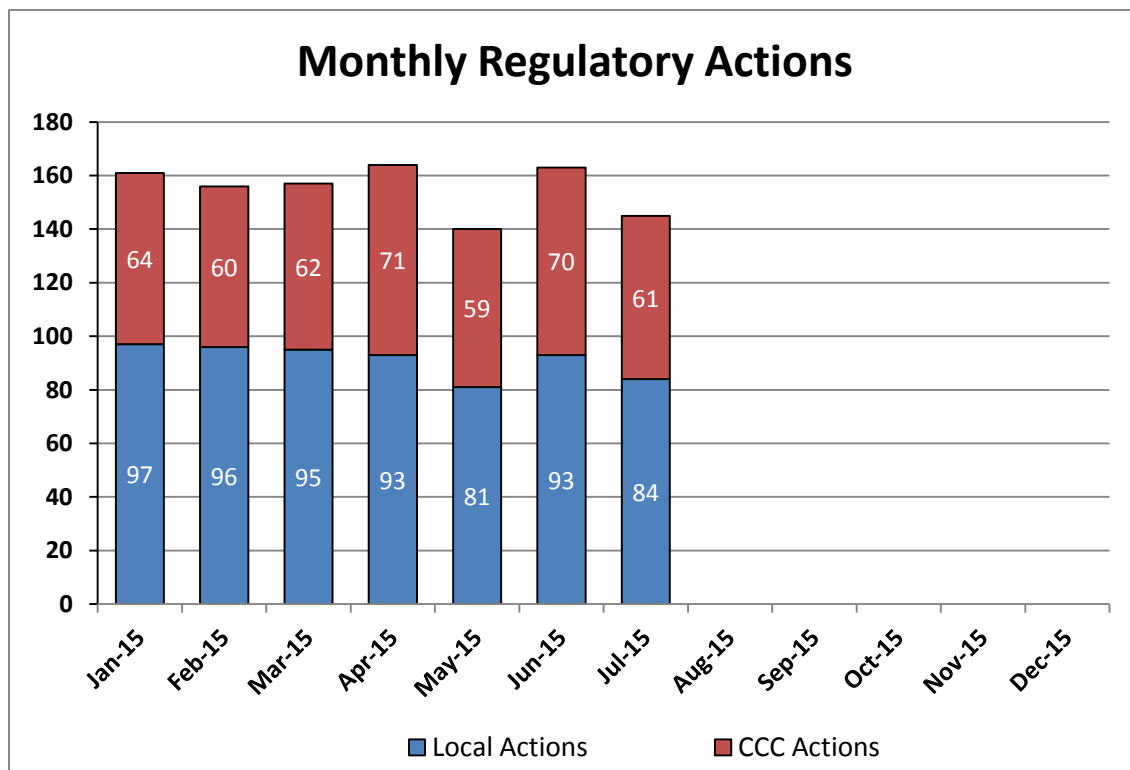
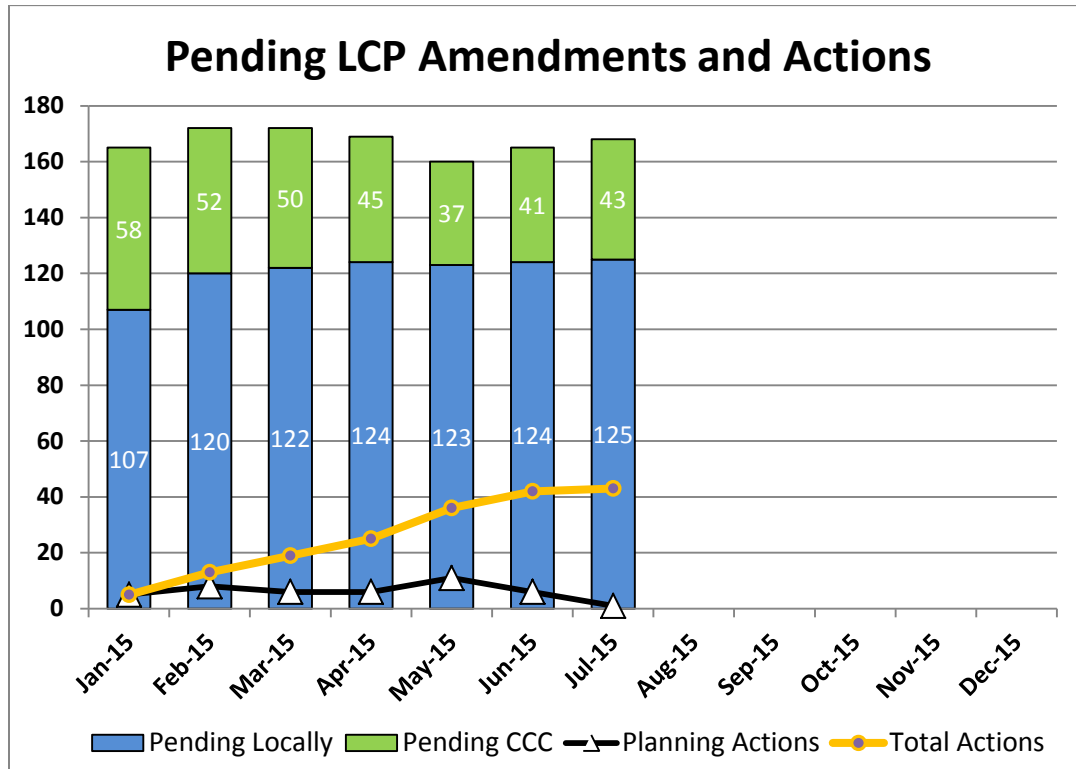
of the State personal income tax form. As a result of reaching this milestone, the fund will continue to be on the state tax form for the next tax year. As of July 2015, the fund had raised \$262,317 in donations from 23,427 taxpayers throughout California. The Coastal Commission is grateful to all the individuals who donated to the fund, which provides grants to clean our shorelines, restore habitat, bring underserved kids to the coast, promote access to the coast, and invest in the long term health of our coast and ocean. [Learn more](#).

Meetings and Events

- The Executive Director and staff participated in a community forum about public access at Martins Beach sponsored by the Surfrider Foundation, San Mateo County Chapter, on July 20, 2015 in Pacifica. Other participants included the director of the State Lands Commission. A news story about the event is available [here](#).
- The Executive Director presented a keynote address at a [workshop](#) titled "Fostering Climate Resilient Coastal Communities" at UC Irvine on July 23, 2015. The workshop was focused on learning how to build resilient coastal communities with communication and planning tools, funding strategies and resilient coastal design. Other keynote speakers included Dr. Gary Griggs, Professor, UCSC, Catherine Kuhlman, Executive Director of the Ocean Protection Council, and Margaret Spring, Vice President of Conservation and Science and Chief Conservation Officer at the Monterey Bay Aquarium. The event was sponsored by UCI Oceans, Empowering Sustainability, The Newkirk Center for Science and Society, and the Blue Earth Corporation.

LCP and CDP Workload Data

Monthly Commission and local government planning and permit activity is reported below, as provided by the Commission's Coastal Data Management System (CDMS).



Final Local Action Notices and Appeals -- 2015

Month	Appealable	Not Appealable	Total	Appeals	Appeal Rate
Jan	51	46	97	4	7.8%
Feb	67	29	96	3	4.5%
Mar	55	40	95	1	1.8%
Apr	71	22	93	7	9.9%
May	51	30	81	5	9.8%
Jun	53	40	93	5	9.4%
Jul	50	34	84	9	18.0%
Aug					
Sep					
Oct					
Nov					
Dec					
YTD	398	241	639	34	8.5%