

CALIFORNIA COASTAL COMMISSION

South Coast Area Office
301 E. Ocean Blvd. Suite 300
Long Beach, CA 90802-4302
(562) 590-5071



F5a

CDP NO. 5-21-0506 (CHRISTIAN FANTICOLA)

APRIL 8, 2022

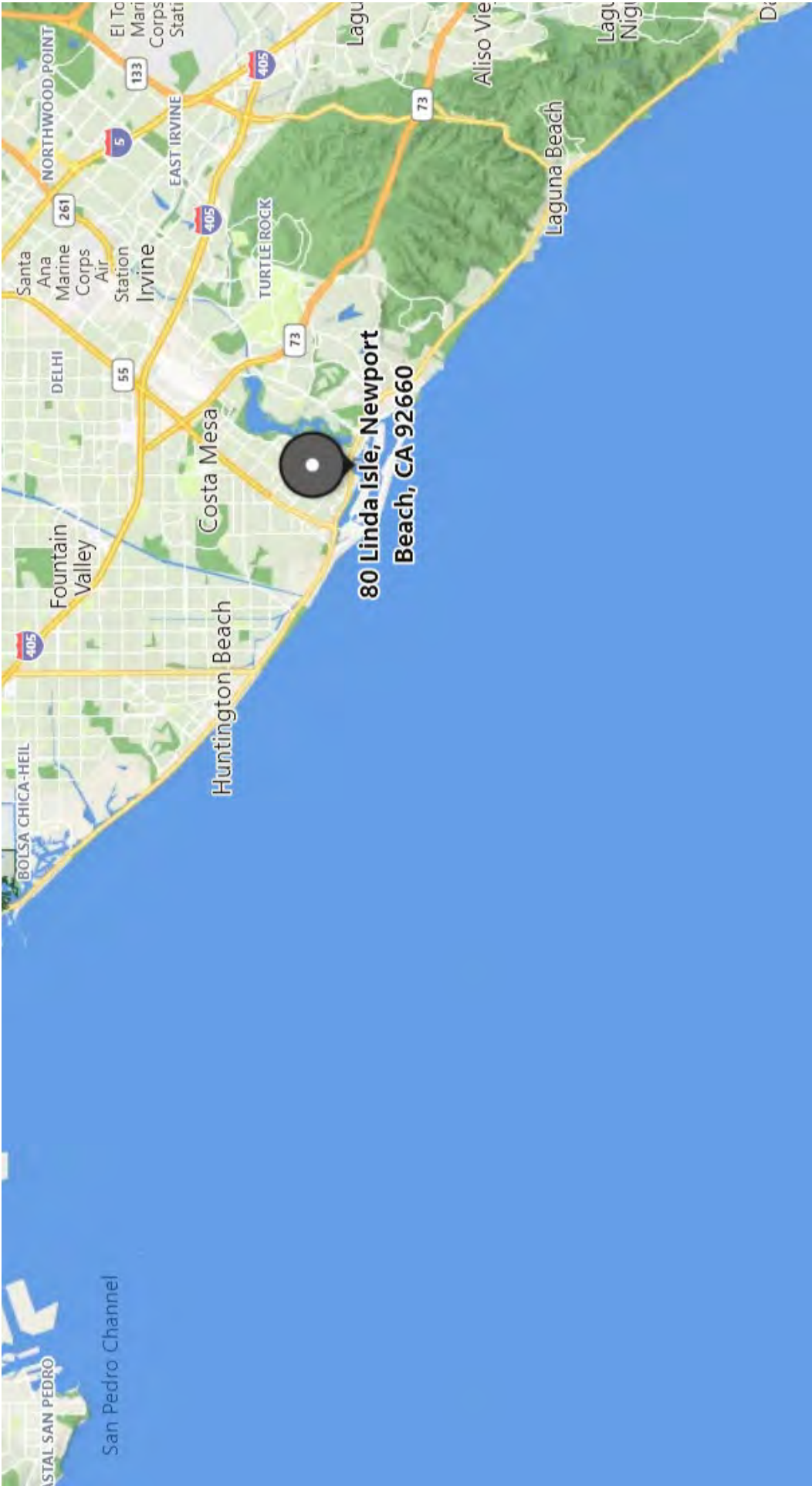
EXHIBITS

Exhibit 1: Location Map

Exhibit 2: Existing Site Plan


Exhibit 3: Proposed Site Plan

Exhibit 4: Overlay Site Plan





NBGiS
NEWPORT BEACH



Disclaimer:

Every reasonable effort has been made to assure the accuracy of the data provided, however, The City of Newport Beach and its employees and agents disclaim any and all responsibility from or relating to any results obtained in its use.

California Coastal Commission
CDP 5-21-0506

10/22/2020

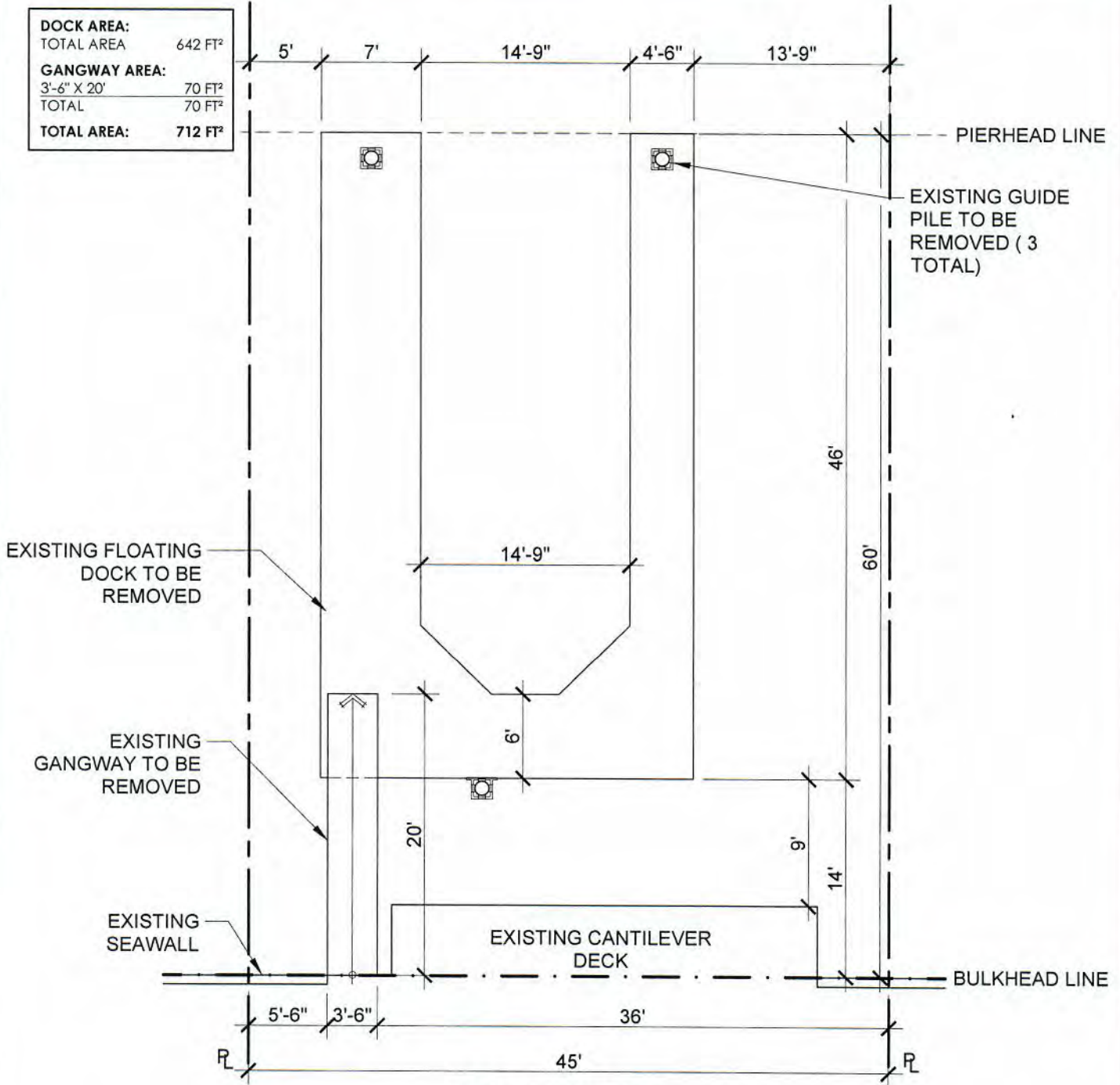


SWIFT SLIP DOCK & PIER BUILDERS, INC.

6351 Industry Way, Westminster, CA 92683
 Phone: (949) 631-3121
 Fax: (714) 509-0618

CLIENT:	FANTICOLA, CHRISTIAN	RO	--	1.0	10/15/20	AMENDMENTS:			
		DRAWN:	Checked	REVISION	DATE:	REV:	DESCRIPTION:	BY:	DATE:
SITE:	80 LINDA ISLE, NEWPORT BEACH, CA, 92660					-	----	-	-
						-	----	-	-
						-	----	-	-

DOCK AREA:	
TOTAL AREA	642 FT ²
GANGWAY AREA:	
3'-6" X 20'	70 FT ²
TOTAL	70 FT ²
TOTAL AREA:	712 FT²



EXISTING

California Coastal Commission
 CDP 5-21-0506
 Exhibit 2

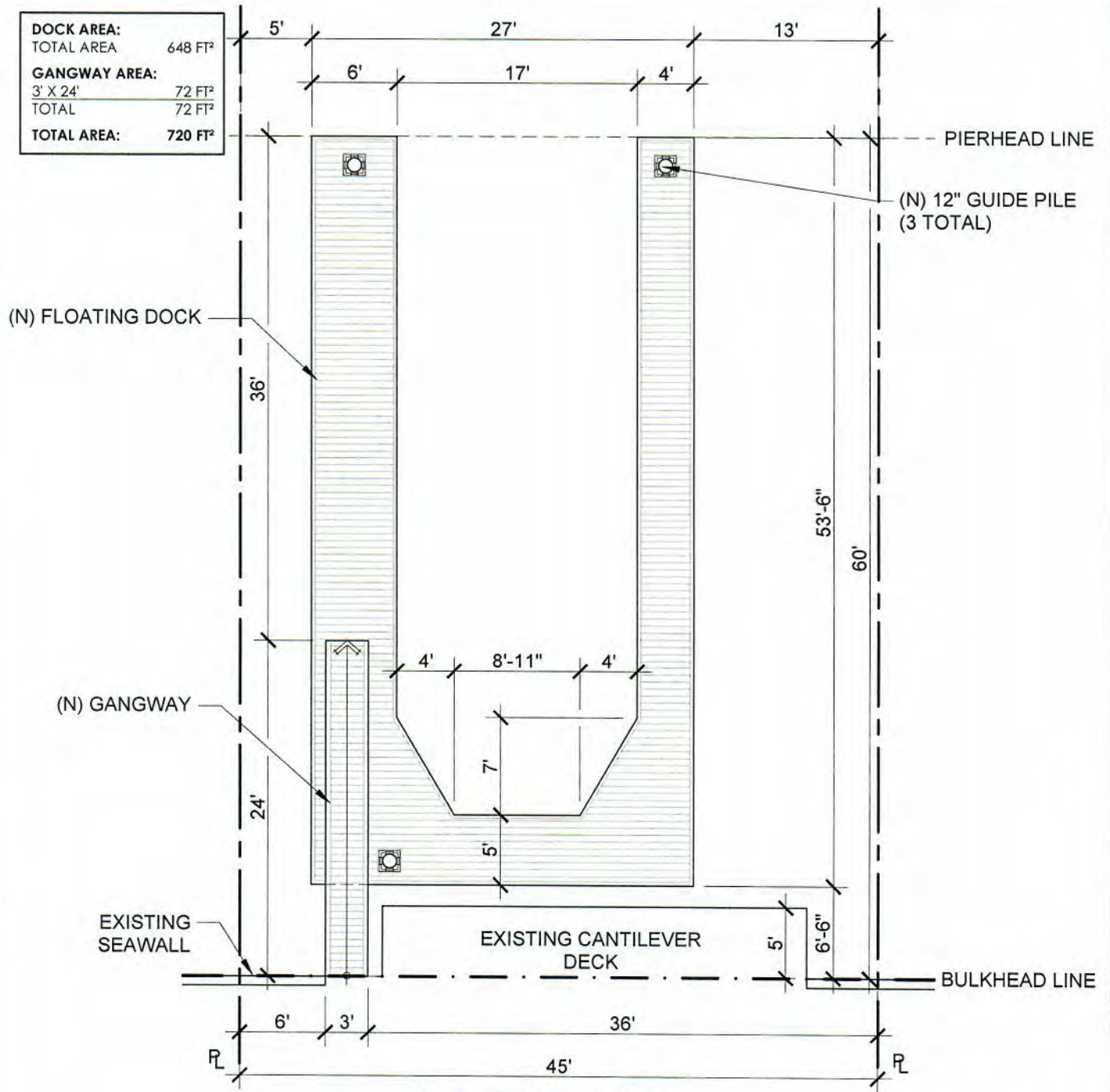


SWIFT SLIP DOCK & PIER BUILDERS, INC.

6351 Industry Way, Westminster, CA 92683
 Phone: (949) 631-3121
 Fax: (714) 509-0618

CLIENT: FANTICOLA, CHRISTIAN		RO	--	1.0	10/15/20	AMENDMENTS:			
SITE: 80 LINDA ISLE, NEWPORT BEACH, CA, 92660		DRAWN:	Checked	REVISION	DATE:	REV:	DESCRIPTION:	BY:	DATE:
						-	----	-	-
						-	----	-	-
						-	----	-	-

DOCK AREA:	
TOTAL AREA	648 FT ²
GANGWAY AREA:	
3' X 24'	72 FT ²
TOTAL	72 FT ²
TOTAL AREA:	720 FT²



PROPOSED

California Coastal Commission
 CDP 5-21-0506
 Exhibit 3



SWIFT SLIP DOCK & PIER BUILDERS, INC.

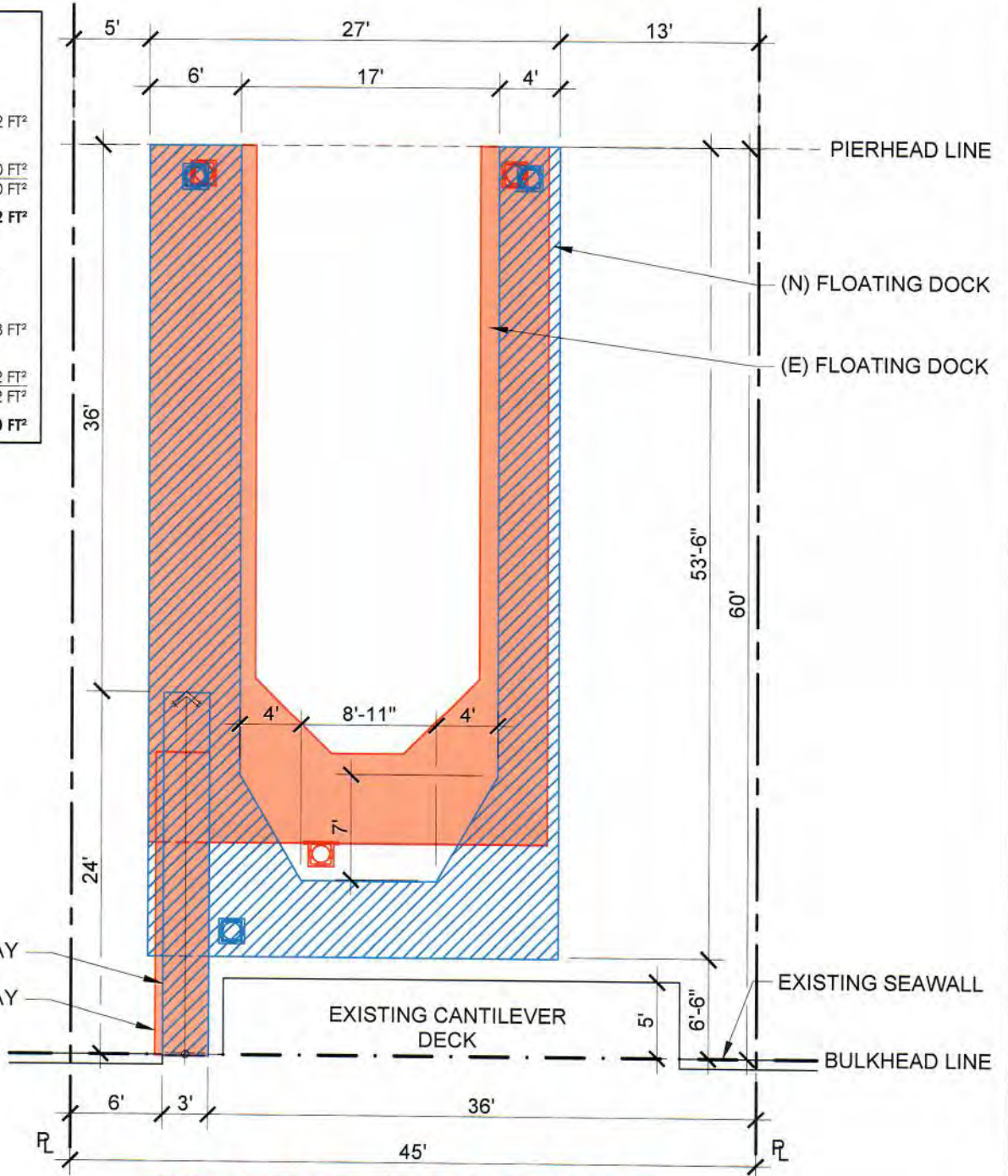
6351 Industry Way, Westminster, CA 92683
 Phone: (949) 631-3121
 Fax: (714) 509-0618

CLIENT: FANTICOLA, CHRISTIAN RO -- 1.0
DRAWN: Checked REVISION 10/15/20
DATE:

AMENDMENTS:			
REV:	DESCRIPTION:	BY:	DATE:
-	----	-	-
-	----	-	-
-	----	-	-

SITE: 80 LINDA ISLE, NEWPORT BEACH, CA, 92660

LEGEND	
	EXISTING
DOCK AREA:	
TOTAL AREA	642 FT ²
GANGWAY AREA:	
3'-6" X 20'	70 FT ²
TOTAL	70 FT ²
TOTAL AREA:	712 FT²
	PROPOSED
DOCK AREA:	
TOTAL AREA	648 FT ²
GANGWAY AREA:	
3' X 24'	72 FT ²
TOTAL	72 FT ²
TOTAL AREA:	720 FT²



EXISTING/PROPOSED